

# How to Choose the Right Sampling Method for Your Research

Authored by  
**stats writer**

December 31, 2025

## RECOMMENDED CITATION

stats writer (2025). *How to Choose the Right Sampling Method for Your Research*.  
PSYCHOLOGICAL SCALES. Retrieved from <https://scales.arabpsychology.com/?p=110293>

In quantitative and qualitative research, the selection of participants or data points is one of the most critical stages. This process relies heavily on various sampling methods, which are defined as the formalized procedures used to select a representative subset of individuals or elements from a larger group known as the target population. The goal is to study this smaller group, or sample, and use the findings to draw reliable inferences about the entire population. Understanding the nuances of each method—including simple random, systematic, stratified, cluster, and convenience sampling—is essential for ensuring the validity and generalizability of research outcomes.

Researchers across all fields, from biology to sociology, are consistently focused on answering large-scale questions such as:

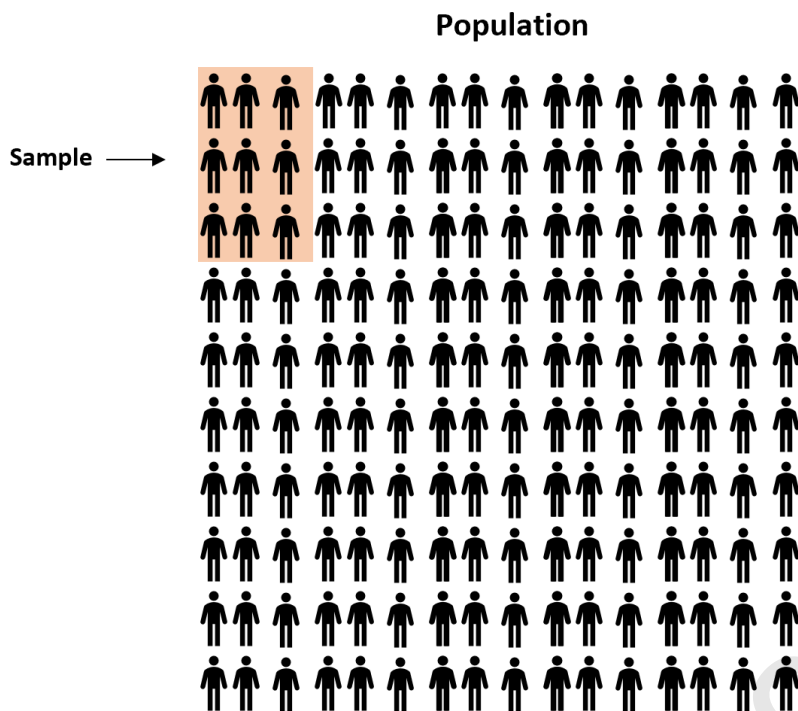
What is the average height of a certain species of plant in a given ecosystem?

What is the average weight measurement for a specific species of bird native to a region?

What percentage of citizens in a certain municipality support a newly proposed legislative measure?

Ideally, one would collect comprehensive data on every single individual or entity within the entire population of interest to achieve maximum accuracy.

However, undertaking a full census of a large population is typically resource-intensive, requiring immense time, labor, and financial capital. This practical limitation is why researchers employ a carefully selected sample of the population. By analyzing the data gathered from this subset, researchers can extrapolate conclusions and make generalizations about the characteristics of the population as a whole.



The specific procedure employed to obtain individuals or elements for inclusion in a study is known as a **sampling method**. Selecting the correct method is paramount, as it directly impacts the reliability of the statistical inference.

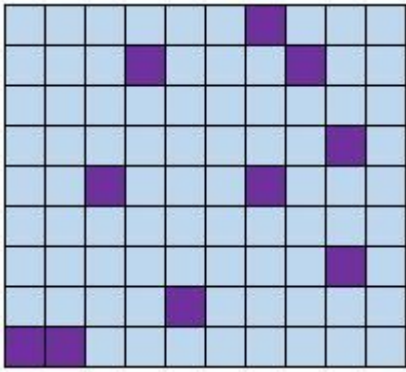
In this detailed guide, we explore the most commonly utilized **sampling methods** used in statistics and social science research, distinguishing between methods based on probability and those that are non-probabilistic, while outlining their respective strengths and limitations.

## Probability Sampling Methods

The first major category of techniques is known as **probability sampling methods**. These methods are characterized by a strict adherence to random selection, ensuring that every member within the target **population** has a known, non-zero, and often equal chance of being chosen for the **sample**. Because of this random process, probability sampling generally produces highly **representative samples**, allowing researchers to draw robust statistical inferences and minimize selection bias.

There are four primary types of probability sampling, each suited for different research contexts and population structures.

### Simple Random Sampling (SRS)

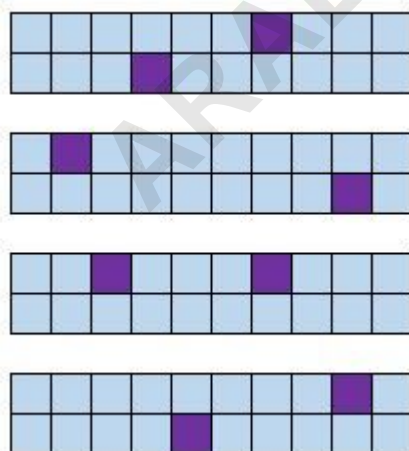


**Definition:** In Simple Random Sampling (SRS), every potential member of the population possesses an identical chance of being selected for inclusion in the study. Selection is achieved purely through chance, typically using tools like a random number generator or a physical lottery method, such as drawing names from a hat.

**Example:** Consider a high school teacher wishing to survey 20 students from a class of 100. The teacher could write the name of every student on a slip of paper, place them into a container, thoroughly mix them, and then randomly draw 20 names to form the study group.

**Benefit:** Simple random samples are generally considered the gold standard for unbiased selection. Since every member has an equal opportunity of being included, the resulting sample is highly likely to be representative of the underlying characteristics of the population, which is essential for generalizability.

### Stratified Random Sampling



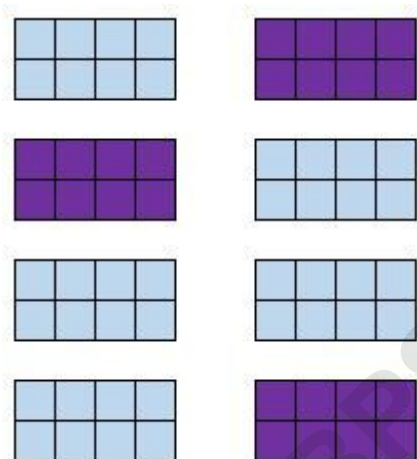
**Definition:** Stratified random sampling involves partitioning the entire population into distinct, non-

overlapping subgroups, known as strata. These strata are based on shared characteristics (e.g., gender, age, income bracket). A simple random sample is then drawn independently from each stratum.

This technique is particularly useful when researchers need to ensure that specific subgroups are adequately represented in the final sample, especially if those subgroups are small relative to the total population size. By using stratification, the researcher can prevent the underrepresentation of critical segments of the population that might otherwise be missed in a simple random draw.

**Benefit:** Stratified random samples guarantee that members from every critical subgroup within the population are included in the survey or study. This leads to reduced sampling error and provides more precise estimates for the characteristics of the entire population, as well as for each individual stratum.

### Cluster Random Sampling




**Definition:** Cluster sampling involves dividing the population into groups, or "clusters," which are often geographically based (e.g., neighborhoods, schools, or cities). Instead of sampling individuals from every group, the researcher randomly selects only a few of these clusters and includes **all** members from the chosen clusters in the sample.

**Example:** A company that operates high-end whale watching tours wants to survey customer satisfaction across their daily operations. Out of ten tours scheduled on a particular day, they randomly select four tour groups (the clusters) and proceed to survey every single customer aboard those four specific tours regarding their experience.

**Benefit:** Cluster random samples are highly effective for large, geographically dispersed populations, offering significant logistical and cost savings compared to Simple Random Sampling.

This method works best when each cluster is reasonably reflective of the population's overall diversity, meaning the clusters are heterogeneous internally but homogeneous relative to one another.

## Systematic Random Sampling



**Definition:** Systematic random sampling requires placing every member of the population into a sequential order, such as an alphabetical list or a numbered sequence. The researcher then selects a random starting point and proceeds to select every  $n$ th member thereafter (the sampling interval) to be included in the sample.

**Example:** A university registrar lists 5,000 incoming students alphabetically by last name. To select a sample of 100 students, the registrar calculates a sampling interval ( $5000/100 = 50$ ). They randomly choose a starting number between 1 and 50 (e.g., student #12) and then select every 50th student (12, 62, 112, etc.) to participate in the study.

**Benefit:** Systematic random samples are straightforward and highly efficient to implement, especially when the population list is already ordered. Provided there is no hidden periodic pattern within the ordering that aligns with the sampling interval, this method results in a sample that is nearly as representative and unbiased as a Simple Random Sample.

## Non-Probability Sampling Methods

The second broad category of selection techniques is known as non-probability sampling methods. Unlike probability sampling, these methods do not afford every member of the population an equal chance of being selected. Instead, selection is based on the researcher's subjective judgment, convenience, or specific criteria.

This class of sampling is often employed because it is significantly cheaper, faster, and more convenient to execute compared to rigorous probability sampling. It is frequently used during the exploratory analysis phase of research when initial insights or qualitative understandings of a population are the primary goal.

Crucially, the samples resulting from these non-probability methods typically suffer from inherent sampling bias. Consequently, findings obtained using these techniques cannot be reliably extrapolated or used to draw statistical inferences about the broader population from which they were drawn because they rarely constitute **representative samples**.

## Convenience Sampling

**Definition:** Convenience sampling involves selecting members of a population based solely on their accessibility and proximity to the researcher. Participants are chosen simply because they are readily available and willing to be included in the study at the moment data collection occurs.

**Example:** A researcher seeking opinions on campus life stands outside the main student center during lunchtime and polls the first 50 students who walk by and agree to participate.

**Drawback:** This method is highly susceptible to temporal and geographical biases. The specific location, time of day, and immediate circumstances will heavily skew the results. More often than not, the sample will suffer from **selection bias**, as certain segments of the population (e.g., students who have classes elsewhere, or those who work during the day) will be systematically underrepresented in the final sample.

## Voluntary Response Sampling

**Definition:** Voluntary response sampling occurs when a researcher publicly solicits participation, and members of the population self-select to be included in the study. The participation decision is entirely voluntary and driven by the individuals themselves.

**Example:** A popular local radio host requests listeners to visit the station's website and take an online poll regarding a controversial city tax initiative.

**Drawback:** Individuals who choose to participate in voluntary response surveys typically harbor stronger, more polarized opinions (whether positive or negative) than the general population. This intrinsic motivation makes the resulting sample highly unrepresentative. Furthermore, this method is prone to **non-response bias**, where certain groups are less likely to respond to public requests, leading to skewed data.

## Snowball Sampling

**Definition:** In snowball sampling, researchers first recruit a small number of initial subjects who meet the study criteria. They then ask those initial subjects to use their personal networks and connections to recruit additional subjects who also meet the required criteria. This iterative referral process causes the sample size to accumulate rapidly, hence the term "snowballing."

**Example:** Researchers are conducting a study focusing on the quality of life for individuals suffering from an extremely rare genetic disease. Because it is nearly impossible to locate sufferers through general population lists, they find a few initial participants and ask them to refer others they know through online support groups or specialized clinics.

**Drawback:** This technique carries a high risk of sampling bias. Since participants recruit others they know personally, the resulting sample often comprises individuals who share closely related traits, characteristics, or social networks. This homogeneity makes the findings highly localized and prevents reliable extrapolation to the wider population.

## Purposive (Judgmental) Sampling

**Definition:** Purposive sampling, also known as judgmental sampling, involves the researcher deliberately selecting individuals based on their expert knowledge or their specific ability to provide relevant information related to the study's purpose. The selection is explicitly non-random and driven by the researcher's criteria.

**Example:** Researchers want to gauge local opinions about a proposed, upscale rock climbing gym slated for the city center. Instead of randomly polling residents, they purposely seek out and interview individuals who already frequent existing rock climbing gyms and fitness centers across the city, as these individuals are presumed to have the most relevant and informed opinions.

**Drawback:** By focusing only on individuals deemed "useful" or "expert" by the researcher, the final sample is highly unlikely to be representative of the overall, diverse opinions held by the entire city population. Thus, findings from the sample can't be reliably generalized beyond the selected group.